

Single DALI Subnet Router (905)

The 905 Single DALI Subnet Router uses an Ethernet connection (10/100 Mbps) to connect to and control a local DALI network.

Basic functionality is available 'out-of-box' without any programming. Helvar's Designer software allows for advanced configuration and functional programming of the router.

The system provides energy-saving features via presence detection and constant light functionality. Further automation can be achieved through scheduled events. Integration with other building systems can be achieved using OPC or HelvarNET I/O functions.

A PC can be connected to the system for diagnostics and logging purposes, if required, but all data is stored within the system itself, so there is no need for PC control in daily operation. The elimination of a central controller ensures no single point of failure can cause a total system shutdown.

Key Features

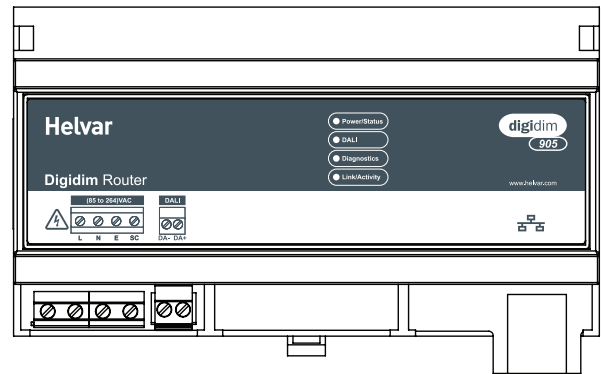
- Each 905 router supports a total of 64 DALI devices
- Up to 100 routers may be networked together
- Built-in real time clock
- Can be networked together to form large scalable systems
- Provides Local as well as Central control if required
- Fully compatible with other Helvar Routers (910/920)
- Integration with other Building systems

Applications

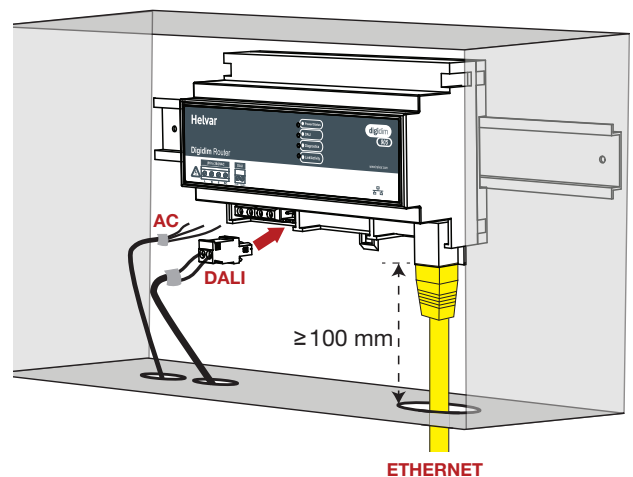
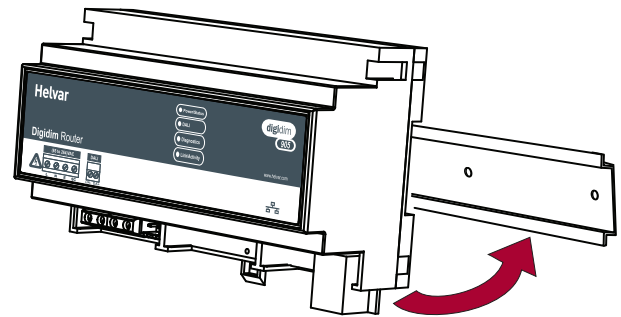
- Hotel Rooms and Suites
- Hospital Consultation Rooms and Wards
- Meeting Room Suites / Boardroom
- Class Rooms and Lecture Theatres
- Residential
- Individual areas (see above) can be networked together to allow Central Control.

Installation Notes

- For installation in a restricted access location only
- Isolate the mains supply before installation
- The external mains supply must be protected. External protection must not exceed 6 A MCB
- All DALI and mains cabling must be 230 V mains rated
- Install the unit horizontally to allow for heat dissipation
- Any enclosure must provide adequate cooling ventilation
- Please refer to the 905 Digidim Router Installation Guide



Installation



Technical Data

Connections

Mains cable:	Solid core up to 4 mm ² Stranded up to 2.5 mm ²
DALI cable:	2-wire mains rated, 0.5 to 2.5 mm ² Recommended: 1.0 to 1.5 mm ² Maximum length: 300 m @ 1.5 mm ²
Ethernet:	1 x RJ45 10/100Mbps, Cat 5E up to 100 m (Auto MDI/MDI-X crossover)

Power

Mains supply:	85 — 264 VAC; 45 — 65 Hz
Power consumption:	13 VA (DALI subnet fully loaded)
Power circuit protection:	6A MCB maximum. The external supply must be protected.

Supply

DALI:	250mA (current limited)
--------------	-------------------------

Mechanical Data

Dimensions (mm):	9U – 160 (L) x 100 (H) x 58 (D)
Weight:	250 g
Mounting:	DIN Rail - keep Mains and DALI wiring separate from Ethernet cable
IP rating	IP 30 (IP00 at connectors)

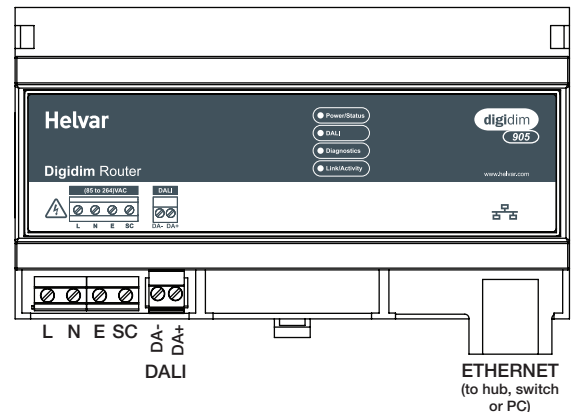
Operating Conditions

Ambient Temperature:	0°C — +40°C
Relative Humidity:	Max 90%, non-condensing
Storage Temperature:	-10°C — +70°C

Conformity and Standards

DALI data transfer:	DALI standard IEC60929, with Helvar extensions
EMC Emission:	EN 55 015
Immunity:	EN 61 547
Safety:	EN 60 950
Isolation:	4 kV
Environment:	Complies with WEEE and RoHS directives

Inputs / Outputs



Dimensions

